

Electronics

# Training new employees

With a TAGARNO microscope

## Results

# Training is easy with a monitor

Use a monitor to look at defects together

Training new microscope operators is a lot easier when displaying potential defects on a monitor.

When standing side by side, several people can inspect a product reliability issue at the same time and discuss from the same live image. This means no more having to take turns looking through an ocular. It's all on the monitor.

For new employees, it's also easy to get a second opinion by simply asking a colleague to look at the monitor with them or taking a photo of the issue and sending it via e-mail.

**Saving images directly to the microscope has increased our efficiency**

Bo Aktor Nielsen, Engineer  
**BB Electronics, Denmark**

The perfect package for

# Training

## Microscope



## Accessories


**Ring light (white)**  
View every little detail


**Ring light (UV)**  
Check conformal coating


**Tilting table**  
See components from all angles



## Apps

 **Image comparison**  
Compare PCB to golden sample image

 **Verification lines**  
Verify sample shape and dimensions

 **Measurement**  
Measure distances, angles, diameters and more

 **DXF overlay**  
Find small PCB components with search bar

“Our employees chose the **TAGARNO** because of its **user friendliness**”

Loïc Boutillier, Technician Methods  
**ALL CIRCUITS, France**

Contact

# Want to know more?

Take a look at [tagarno.com](http://tagarno.com) or contact your local TAGARNO distributor if you want to see how you can optimize processes and improve quality.

[tagarno.com](http://tagarno.com)

**TAGARNO**