

Material science

Medical devices

With a TAGARNO microscope

Results

Inspect stents and other medical devices

Reuse settings across inspections and reduce preparation time.

Changing settings between inspections takes time. But by saving your settings as a preset, you can change settings in a matter of seconds.

Reusing settings will not only reduce preparation time between inspections, but also create consistency across inspections.

With PNG reference app, manual measurements are no more. Instead, create an inspection graphic with GO and NO GO areas to verify the size and shape of your product.

Lastly, the high image quality ensures that no burrs or other defects go unnoticed!

**We love our TAGARNOs.
They are really easy and
comfortable to use**

Sustaining Engineer at MedTech company
Germany

The perfect package for

Medical device inspection

Microscope





Accessories

Ring light (white)
View every little detail

Lens 1x Plan
Magnify at the right level

Apps

 **PNG reference**
Superimpose graphic as inspection assistance

 **Focus stacking**
Create ultra-sharp images with no blurred or out of focus areas

Case study

Increased consistency and efficiency


Medical device manufacturer, Germany

A leading medical device manufacturer wanted more consistency and efficiency in their inspections. To achieve this, they now use 22 microscopes with the presets feature and PNG reference app.

The preset feature enables the operators to prepare a sample 5 times faster than before. With the PNG reference app, the operators can recall a customized graphic to verify the size of their products.

The graphic is placed on top of the live image, eliminating the need for manually measuring the product with a ruler.

Read the case at tagarno.com



Contact

Want to know more?

Take a look at tagarno.com or contact your local TAGARNO distributor if you want to see how you can optimize processes and improve quality.

tagarno.com

TAGARNO